

Skyline S9

Features & Benefits




JANOME

www.janome.ca

Accessory Feet

A generous supply of 22 presser feet come included with the Skyline S9.



AcuFeed Flex™

Our AcuFeed™: Layered Fabric Feeding System has long been legendary in the sewing and quilting world for its amazing precision and power. The AcuFeed™ Flex system is removable - when not in use, simply store it in one of the ample accessory trays. Adding and removing is easy! AcuFeed™ Flex now comes in two useful options. The two-pronged AcuFeed™ feet advance fabric flawlessly from the top and bottom. Use this system for quilting, seaming, and traditional sewing. Our special one-pronged AcuFeed™ feet give precise control for more detailed work, like installing zippers and matching seams.



AcuGuide™ Automatic Cloth Guide

Now your seam allowances can be as accurate as our precision embroidery system. Simply snap the cloth guide onto the carriage arm of the embroidery mechanism and enter your desired seam allowance. The guide features a long, raised lip, for perfectly guiding your fabric, and seams can be set between 1/2" to the left of the needle to 5 1/2" to the right of the needle. The carriage moves every 0.1mm for finely-tuned settings.

Adjustable Foot Pressure

Easily alter the downward pressure from the presser foot depending on your project. Use less foot pressure for easily damaged fabrics like velvet, or for free motion quilting. Use more foot pressure for sewing with slippery fabrics.

Auto Presser Foot Lift

The auto presser foot lift automatically lifts the presser foot after a thread cut - when the thread snip button is pressed, or after a programmed thread cut at the end of a row of decorative stitches - allowing you to keep your hands on your project at all times. It can also be set to raise at the end of any seam, with the needle in the down position for easy pivoting. This great feature simplifies the sewing process - you have less manual steps to save time and increase efficiency.



Horizontal, full rotary hook bobbin

The bobbin drops into the bobbin holder and sits horizontally, providing very easy bobbin loading - simply drop the bobbin into position and you're ready to sew. No bobbin case to remove, and no worry about thread jamming. This bobbin configuration is also easy to view while sewing through the clear plastic bobbin cover, so it is easy to see when the bobbin is running low.

Bobbin Thread Sensor

When embroidering or sewing large projects, it is sometimes difficult to keep track of how much bobbin thread is left. The bobbin thread sensor alerts you when your bobbin thread is running low - so you're never caught in the middle of a seam or embroidery color. The Skyline S9 has an advanced sensor system which allows you to set the level of sensitivity for the alert - customize it for large scale embroidery projects, when you want to make sure you always have plenty of bobbin thread, or small projects with short seams. This feature is also very helpful for sewing with different thread thicknesses. You can increase the sensitivity when using a thick bobbin thread, and lower it for thin threads.

Bobbin Winder Plate with Cutter

The bobbin winder plate has five cutting blades. Faster and smoother winding, easy thread cutting, and your bobbin is ready to go!



One-Step Buttonholes

A button is placed into the gauge of a special foot for buttonhole formation. The foot works with a sensor on the machine to create a perfectly-sized buttonhole. This creates quick, easy buttonholes of an accurate size for the button of choice. The Skyline S9 includes 11 built-in buttonholes including a 9 mm wide style.



Compact Embroidery Unit

Great design is in the details. Janome engineers have found a way to offer large, solid, professional style embroidery – and still keep the embroidery unit as compact as possible. No other brand can offer so much embroidery space, with such a small machine foot print. The attachable embroidery unit snaps right into the back of the machine – you don't have to worry about giant sewing spaces to accommodate bulk to the left of the needle! Plus, this innovative embroidery unit placement means you can use the free arm, even when sewing embroidery. It's the kind of smart engineering that Janome owners have long known to expect!

Corner Layout for Embroidery

It's easy to make corners and borders for your embroidery designs. Simply place one corner design in a quadrant of the layout screen, then press the Corner Button. The design is automatically duplicated and placed in corner locations.

Cutwork Enabled

The Skyline S9 has a special cutwork function built directly into the machine. When formatted designs are imported to the machine, the Skyline S9 displays the embroidery pattern with detailed information, including the proper cutwork needles for insertion. It also automatically changes the settings for thread sensors and jump thread trimming when a cutwork needle is attached. It's just one more way the Skyline S9 sets free all of your creative options.

Direct Input of Stitch Numbers

Sometimes you need to scroll through a design while it is stitching. The Skyline S9 allows you to type in the exact stitch number so that you can quickly move through stitches to a specific location in an embroidery design.

Drop Feed

This feature allows the user to drop the feed dog under the needle plate. This de-activates the feeding system, so fabric is no longer fed while the machine is in operation. Sewists can free motion quilt, sew on a button, or do other types of free-form sewing.

Easy Convenience Features:


• Automatic Thread Cutter

Thread is cut at the push of a button. Button is located right at your fingertips - no reaching for scissors. Leaves very short thread tails, saving thread.




• Easy Reverse Button

Reverse button allows you to easily back stitch for locking seams. This conveniently located button can also be used to stop a stitch pattern before completion.



• Locking Stitch Button

Ties off the end of the thread, no need to back stitch to lock a seam. Ideal for securing seams on delicate fabrics, or when using decorative stitches.



• Memorized Needle Up/Down

Push button to set needle to stop in the up or the down position. Set the needle in the down position for easy pivoting on corners and for seamless free motion embroidery. Set the needle to the up position for easy fabric removal.



• Speed Control Slider

Set the speed for comfortable sewing. This slider allows you to set the top speed of the machine. Set to slower speeds for intricate work, high speeds for long straight seams. A popular feature for beginners – never sew faster than your comfort zone. Setting to the slow speed is also popular for appliqué work. Can be set as high as 1000 spm or as low as 60 spm.




• Start/Stop Button

The start/stop button allows the machine to sew without using the foot pedal. Great for long seams, as in drapes, or for quick mending. This button also allows for speed control. At the start of a seam, simply press and hold to slowly accelerate to your set speed. At the end, press and hold to slow down, and release to stop. This Janome exclusive feature allows great control at the start and end of seams.



Easy Set Bobbin Case and Cover

The specially designed bobbin case and cover mean there's no need to pull long thread tails up and through when you first thread the machine. Slip the bobbin thread in the cover plate guide; the built in cutting blades trim the tail to the correct length for a super-clean start to your stitching line. After the initial threading, the auto-thread cutter takes care of trimming and re-setting the tails each time.




Embroidery Couching

The Skyline S9 features 11 embroidery designs created especially for Yarn Couching. This specialized technique stitches yarn in a design for a textured and unique decorative effect. The machine includes two feet sizes to accommodate various yarn weights.

Ergonomic Knee Lift

The ergonomic knee lift is a lever that extends downward from the machine, so that the user can control the presser foot with her knee. Very helpful when sewing a project that requires you to keep hands on the fabric at all times – hands don't have to move to raise the presser foot. Also helpful for quilting and appliqué when fabric needs to be frequently maneuvered. Available in an adjustable design, which can be manipulated to rest in the most comfortable position for each sewist.



Extra High Presser Foot Lift

Apply extra pressure to lift the presser foot an extra amount, above the regular range of motion. Great for sewing with layers or bulky fabrics.


Free Arm

Remove part of the machine base, creating a narrow table under the needle. Easily sew cuffs, pant legs and other tubular objects. Also helpful for sewing in hard to reach areas of a project.



Free Motion Quilting

Finishing your projects from start to finish is a feeling that can't be matched – especially when your project is a quilt! The Skyline S9 makes free motion quilting easier than ever. Customize the foot height for your project and preference – set it high for a lofty quilt with lots of batting, or low if you like a little drag on your stitches. You can even memorize your setting to use later.



Full Color Touchscreen

LCD Color Touchscreen shows a range of data for stitches and feet selection, and helpful sewing information. The 5" screen allows you to edit, design and create on a bright and easy to use workspace



Jump Thread Trimming

With Janome embroidery, simply press "Go"! Don't worry about stopping a design to trim threads. With automatic jump thread trimming, the machine cuts jump threads, allowing you to save time and energy even as you create beautiful, intricate embroidery. After the machine trims the thread, it pulls the thread tail to the back of the embroidery for flawless, professional results.

Linear Motion Embroidery™


Janome pioneered the home embroidery market with an X-Y movement in the 1990s with the Memory Craft 8000. As the world's largest manufacturer of industrial desktop robots, we implemented and perfected this technology. This expertise now comes back to sewing, with our state of the art Linear Motion Embroidery™ System. This system uses 3 linear motion guides – two on the X axis, one on the Y – which allows for unrivalled stability and smooth movement, even with our giant GR hoop.

More Stitches, More Built-in Embroidery!

The Skyline S9 includes an amazing array of built-in stitches and embroidery designs. You'll find 300 built-in stitches, including 11 different styles of buttonholes. Three fonts provide variety for decorative stitch monogramming. 250 built-in embroidery designs are standard, including 40 exclusive Anna Maria Horner designs. The monogramming capabilities are better than ever, with 20 monogramming fonts, and 2&3 letter options. With so many standard stitch and embroidery designs your creativity is unlimited!

One-Hand Needle Threader

When depressed, the one-hand needle threader stays in the down position for more control and extra easy threading.



One Step™ Plate Converter

Using the right tools at the right time is important in sewing. When using lightweight fabrics, or piecing quilts, a straight stitch needle plate makes all the difference. Our One Step™ Plate Converter allows you to easily switch and use the perfect plate for your project. Simply press a button to release one plate; then snap a new one in place – it takes only seconds, with no screwdrivers required! The enhanced straight stitch plate allows for users to move the needle slightly on the straight stitch plate for scant 1/4" seams. This system also includes a sensor that will only allow an appropriate stitch to be sewn when the Straight Stitch Needle Plate is in place, so you never have to worry about breaking a needle! Both needle plates are included as standard accessories.



Single Color Sewing

Monochrome embroidery adds an elegant touch to your projects. A one button command allows you to change all of the colors in an embroidery design, so you no longer need to edit each color in a design.

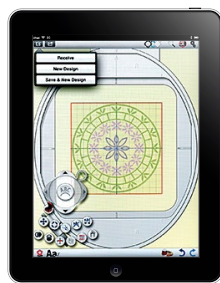
Six Ultra-Bright LED Lights

Ultra-bright LED lights in three locations illuminate the bed of the machine, providing a dazzling work area.



Smart and Useful iPad Apps

Janome's apps, AcuSetter, AcuEdit and AcuMonitor will bring a whole new dimension to your sewing and embroidery. AcuMonitor™ allows you to watch the progress of the embroidery stitch-outs on your iPad® - now you can leave your sewing room without leaving your machine. The AcuEdit™ app lets you design embroidery anywhere, anytime. It includes the full design editing capability of your Skyline S9 on your iPad® as well as ten monogram fonts. When your design is complete, simply use the machine's wireless connection to transfer. The all new AcuSetter App brings camera technology to design placement for the ultimate in precise, trouble-free embroidery positioning. Use your iPad® and the Skyline S9's wireless capabilities for perfect placement of embroidery. It's the simple, easy solution for placing embroidery exactly where you want it! The app sends to your machine through the wireless connection.



Stitch Composer

The unique Stitch Composer™ program allows you to create and edit stitches from your computer. 100 stitches are built into the program, or for a truly customized experience, create your own from scratch! The program is easy to use, and transferring stitches to your machine is a snap.



Stitch Count

300 Built-in stitches including 11 buttonholes and 10 alphabets give you the perfect range of stitches for any task. Special buttonhole settings allow fine adjustments for precise detail.

Stitch Tapering Function


Create original designs for borders and decorative effects with the Stitch Tapering Function. This distinctive feature allows you to adjust stitches at a 30, 45, 90, and 120 angle to combine and edit built-in stitches. Apply this specialized technique through 41 stitches with the Tapering function.

Tension Control

Auto Tension System - When "A" is selected on the tension dial, the machine automatically adjusts the tension based on fabric thickness. Especially useful when switching between fabric layers and types. Allows user to create perfect stitch consistency on a wide range of materials. The user can set her own tension by selecting from numbers on the tension dial.

Variable Zig Zag

Advanced tools give advanced abilities for creative expression. The Skyline S9 includes a great tool for creativity: Variable Zig Zag™. This feature enables precision control over the stitch width via the knee lift! Thread painters will rejoice at the ease of control of the stitch width. Begin with a straight stitch, then while the machine is still running, press against the knee lifter to widen your stitch to a 9 mm zigzag. Release pressure to gradually return to a straight stitch for a tapered finish. This advanced feature opens up amazing new possibilities for creation expression with free motion quilting, thread painting, raw edge appliqué, free motion monogramming, and more.



Send Designs to your Machine Wirelessly

No more USB's or cords required! Now you can send embroidery designs from your computer or your iPad directly to your sewing machine using a wireless connection. Smart, Simple, and Convenient.

Workspace

The largest workspace in its class! 8.25 x 13" of spacious bed space. With 8.25" to the right of the needle there's room for any project.

9 mm Zig-Zag

You can create 9 mm wide stitches on your Skyline S9! The extra width makes all of your decorative stitches bolder, brighter, and more distinct. Wider, more distinct stitches allow you to fill more area with stitching, quicker - saving you valuable time while sewing!



91 Needle Positions

The Skyline S9 offers an unbelievable 91 needle positions. This allows for more detail in decorative stitches, and incredible fine adjustments in all stitch creation. And with 9 mm stitch width, this sort of bold detail can be easily appreciated.